

C U S T O M • M A D E • D A I L Y

UNIQUE SOLUTIONS

“To provide high performance architectural audio solutions through innovative design, manufacturing, and support.”

Since 1981 this has been our mission at Triad Speakers.

We efficiently provide the highest quality, most appropriate solutions for the custom home entertainment design community.

That is why all Triad speakers come with a powerful and unique feature, a toll free number that connects you with individuals that collectively represent nearly a century of practical, infield experience in the art & science of custom home entertainment system design and installation.

We know the challenges you face in real-world installations and we are here to help.

CALL US! (800) 666-6316

WEB SITE www.TriadSpeakers.com

E-MAIL Sales@TriadSpeakers.com

Triad Speakers, Incorporated
15835 NE Cameron Blvd., Portland, Oregon 97230
(503) 256-2600



www.TRIADSPEAKERS.com

Front Speakers

InRoom

Bronze Satellite	3
Silver Satellite	3
Gold Satellite	3

Bronze LCR	4
Silver LCR	4
Classic Gold LCR	4
Classic Gold Center	4

Platinum LCR	5
Platinum Center	

Silver MiniMonitor	6
Gold MiniMonitor	6

Silver Monitor	6
Gold Monitor	6

InWall/InCeiling

Bronze Satellite	7
Silver Satellite	7
Gold Satellite	7

Bronze/4 LCR	8
InCeiling Bronze/8 LCR	8

Silver/4 LCR	8
Silver/6 LCR	8

Classic Gold/6 LCR	9
--------------------	---

Silver/4 MiniMonitor	9
InCeiling Silver/6 MiniMonitor	9
Gold/6 MiniMonitor	9

Silver/4 Monitor	10
Silver/6 Monitor	10
InCeiling Silver/6 Monitor	10

Subwoofers

InRoom

Bronze PowerSub	11
Silver PowerSub	11
Gold PowerSub	11
Platinum PowerSub	11
Platinum PowerSub THX	12
InWall Mounting Kit	12
Rack Amplifier	12

InWall

Bronze/4 PowerSub	13
Bronze/6 PowerSub	13
Bronze/10 PowerSub	13
Silver/15 PowerSub	13

Surrounds

OnWall

Bronze Surround	14
Silver Surround	14
Gold Surround	14

InWall

Bronze Surround	15
Silver Surround	15
Gold Surround	15

MultiUse

InRoom

Silver Omni	16
Gold Omni	16

InWall/InCeiling

Silver/4 Omni	17
Gold/4 Omni	17
InCeiling Gold/6 Omni	17
InCeiling Omni Round	17

Product Map

Product Chart	18
---------------	----

Speaker Information

Finish	BC
Voltage	BC
Custom Paint and Stains	BC
Video Shielding	BC



InRoom Bronze Satellite

Standard Measurements:

Cabinet width 5 1/4"
 Cabinet height 8 13/16"
 Cabinet depth w/grill/B. Posts 5 13/16"
 Shipping weight 8 lbs.

Metric Measurements:

Cabinet width 13.2 cm
 Cabinet height 22.6 cm
 Cabinet depth w/grill/B. Posts 12.5 cm
 Shipping weight 3.6 kg

Power Handling:

Maximum power 75 watts

Drivers:

3/4" Fabric dome tweeter
 4 1/2" Coated paper midrange

Video shielding optional

Measurements:

Nominal impedance 4 ohms
 Minimum impedance 4 ohms
 Sensitivity 89 dB (2.83v, 1m)

Anechoic Frequency Response:

120 Hz – 20 kHz (+/-3dB)

Features:

1/4" - 20 (changing to a 3/8" - 16, call for updated details) threaded inserts on back and bottom for OmniMount RST series brackets

Finishes:

Available in various paint, real wood veneer & custom finishes



InRoom Silver Satellite

Standard Measurements:

Cabinet width 6 3/8"
 Cabinet height 10 7/8"
 Cabinet depth w/grill/B. Posts 6 13/16"
 Shipping weight 12 lbs.

Metric Measurements:

Cabinet width 16.3 cm
 Cabinet height 27.4 cm
 Cabinet depth w/grill/B. Posts 17.3 cm
 Shipping weight 5.4 kg

Power Handling:

Maximum power 100 watts

Drivers:

1" Fabric dome tweeter
 5 1/2" Polypropylene midrange

Video shielding optional

Measurements:

Nominal impedance 8 ohms
 Minimum impedance 6 ohms
 Sensitivity 90 dB (2.83v, 1m)

Anechoic Frequency Response:

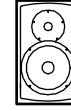
105 Hz – 20 kHz (+/-3dB)

Features:

3/8" - 16 threaded inserts on back and bottom for OmniMount 53-RST series brackets

Finishes:

Available in various paint, real wood veneer & custom finishes



InRoom Gold Satellite

Standard Measurements:

Cabinet width 7 7/8"
 Cabinet height 12 7/8"
 Cabinet depth w/grill/B. Posts 7 13/16"
 Shipping weight 17 lbs.

Metric Measurements:

Cabinet width 19.8 cm
 Cabinet height 32.5 cm
 Cabinet depth w/grill/B. Posts 19.8 cm
 Shipping weight 7.7 kg

Power Handling:

Maximum power 100 watts

Drivers:

1" Fabric dome tweeter
 6 1/2" Polypropylene woofer

Video shielding optional

Measurements:

Nominal impedance 8 ohms
 Minimum impedance 6 ohms
 Sensitivity 87 dB (2.83v, 1m)

Anechoic Frequency Response:

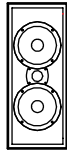
80Hz – 20 kHz (+/-3dB)

Features:

3/8" - 16 threaded inserts on back and bottom for OmniMount 53-RST series brackets

Finishes:

Available in various paint, real wood veneer & custom finishes



InRoom Bronze LCR

Standard Measurements:

Cabinet width 7 ³/₈"
 Cabinet height 18 ¹/₈"
 Cabinet depth w/grill 7 ¹⁵/₁₆"
 Shipping weight 25 lbs.

Metric Measurements:

Cabinet width 18.5 cm
 Cabinet height 46 cm
 Cabinet depth w/grill 20.2 cm
 Shipping weight 11.3 kg

Power Handling:

Maximum power 150 watts

Drivers:

³/₄" Fabric dome neodymium magnet tweeter
 (2) 5 ¹/₂" Proprietary designed woofers

Video shielding on all drivers

Measurements:

Nominal impedance 4 ohms
 Minimum impedance 3.2 ohms
 Sensitivity 90 dB (2.83v, 1m)

Anechoic Frequency Response:

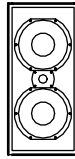
80 Hz – 20 kHz (+/-3dB)

Features:

Compact design & floating cloth grill

Finishes:

Available in various paint, real wood veneer & custom finishes



InRoom Silver LCR

Standard Measurements:

Cabinet width 8 ³/₄"
 Cabinet height 18 ⁷/₈"
 Cabinet depth w/grill 9 ³/₈"
 Shipping weight 30 lbs.

Metric Measurements:

Cabinet width 22.2 cm
 Cabinet height 47.9 cm
 Cabinet depth w/grill 23.8 cm
 Shipping weight 13.6 kg

Power Handling:

Maximum power 150 watts

Drivers:

1" Fabric dome tweeter
 (2) 6 ¹/₂" Proprietary designed woofers

Video shielding on all drivers

Measurements:

Nominal impedance 4 ohms
 Minimum impedance 3.2 ohms
 Sensitivity 91 dB (2.83v, 1m)

Anechoic Frequency Response:

70 Hz – 20 kHz (+/-3dB)

Features:

Compact design & floating cloth grill

Finishes:

Available in various paint, real wood veneer & custom finishes



InRoom Classic Gold LCR

Standard Measurements:

Cabinet width 8 ⁵/₈"
 Cabinet height 17 ¹/₂"
 Cabinet depth w/grill 8 ¹/₄"
 Shipping weight 28 lbs.

Metric Measurements:

Cabinet width 21.8 cm
 Cabinet height 44.5 cm
 Cabinet depth w/grill 21 cm
 Shipping weight 12.7 kg

THX Ultra® Certified

Power Handling:

Maximum power 200 watts

Drivers:

1" Fabric dome tweeter mounted into a Dispersion Control Lens™
 (2) 6 ¹/₂" polypropylene woofers

Video shielding on all drivers

Measurements:

Nominal impedance 4 ohms
 Minimum impedance 3.6 ohms
 Sensitivity 90 dB (2.83v, 1m)

Anechoic Frequency Response:

80 Hz – 20 kHz (+/-3dB)

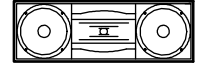
Features:

Elegantly curved Acoustimesh™ metal grill

3/8" - 16 threaded inserts on back and bottom for OmniMount 53 series brackets

Finishes:

Available in various paint, real wood veneer & custom finishes



InRoom Classic Gold Center

Standard Measurements:

Cabinet width 22 ³/₈"
 Cabinet height 7 ⁵/₈"
 Cabinet depth w/grill 9"
 Shipping weight 36 lbs.

Metric Measurements:

Cabinet width 56.9 cm
 Cabinet height 19.3 cm
 Cabinet depth w/grill 22.9 cm
 Shipping weight 16.3 kg

Power Handling:

Maximum power 200 watts

Drivers:

1" Fabric dome tweeter mounted into a Dispersion Control Lens™
 (2) 6 ¹/₂" polypropylene woofers

Video shielding on all drivers

Measurements:

Nominal impedance 4 ohms
 Minimum impedance 3.6 ohms
 Sensitivity 90 dB (2.83v, 1m)

Anechoic Frequency Response:

80 Hz – 20 kHz (+/-3dB)

Features:

Elegantly curved Acoustimesh™ metal grill

Adjustable focus tweeter housing with optical aiming device

Finishes:

Available in various paint, real wood veneer & custom finishes



InRoom Platinum LCR

Standard Measurements:

Cabinet width 12"
 Cabinet height 39 1/2"
 Cabinet depth w/grill 16 1/8"
 Shipping weight 142 lbs.

Metric Measurements:

Cabinet width 30.5 cm
 Cabinet height 100.33 cm
 Cabinet depth w/grill 40.6 cm
 Shipping weight 64.4 kg

Power Handling:

Maximum power 500 watts

Drivers:

1" Proprietary new SEAS ultra high efficiency fabric dome tweeter mounted into a Dispersion Control Lens™
 (2) 5 1/4" Proprietary newly designed Scan-Speak midranges
 (2) 10" Proprietary high efficiency Scan-Speak woofers

Video shielding on all drivers

Measurements:

Nominal impedance 4 ohms
 Minimum impedance 3.2 ohms
 Sensitivity 94.5 dB (2.83v, 1m)

Call for full measurement details

Anechoic Frequency Response:

60 Hz – 20 kHz (+/-3dB)

Features:

Adjustable focus tweeter housing

Proprietary bracing and dampening materials

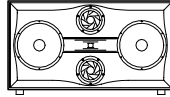
Finishes:

Available in various paint, real wood veneer & custom finishes

Optional Stands:

Can be purchased from

Ironworks Audio Designs
 Ontario, Canada
 (519) 421-9049



InRoom Platinum Center

Standard Measurements:

Cabinet width 33 3/4"
 Cabinet height w/feet 19 1/2"
 Cabinet depth w/grill 13 1/2"
 Shipping weight 147 lbs.

Metric Measurements:

Cabinet width 85.7 cm
 Cabinet height 49.5 cm
 Cabinet depth w/grill 34.3 cm
 Shipping weight 66.6 kg

Power Handling:

Maximum power 500 watts

Drivers:

1" Proprietary new SEAS ultra high efficiency fabric dome tweeter mounted into a Dispersion Control Lens™
 (2) 5 1/4" Proprietary newly designed Scan-Speak midranges
 (2) 10" Proprietary high efficiency Scan-Speak woofers

Video shielding on all drivers

Measurements:

Nominal impedance 4 ohms
 Minimum impedance 3.2 ohms
 Sensitivity 94.5 dB (2.83v, 1m)

Anechoic Frequency Response:

60 Hz – 20 kHz (+/-3dB)

Features:

Adjustable feet allow speaker to be angled into the listening area

Proprietary bracing and dampening materials

Finishes:

Available in various paint, real wood veneer & custom finishes



InRoom Silver MiniMonitor

Standard Measurements:

Cabinet width 7 ⁵/₁₆"
 Cabinet height 10 ³/₄"
 Cabinet depth w/grill 8 ¹/₂"
 Shipping weight 20 lbs.

Metric Measurements:

Cabinet width 18.6 cm
 Cabinet height 27.3 cm
 Cabinet depth w/grill 21.6 cm
 Shipping weight 9.1 kg

Power Handling:

Maximum power 100 watts

Drivers:

1" Proprietary new SEAS ultra high efficiency fabric dome tweeter
 5 ¹/₄" Proprietary newly designed Scan-Speak midranges

Measurements:

Nominal impedance 4 ohms
 Minimum impedance 3.2 ohms
 Sensitivity 87 dB (2.83v, 1m)

Anechoic Frequency Response:

85 Hz – 20 kHz (+0/-3dB)

Features:

Fully braced & sealed enclosure
 Elegant Floating cloth grill
 Compact Design

Finishes:

Available in various paint, real wood veneer & custom finishes



InRoom Silver Monitor

Standard Measurements:

Cabinet width 7 ⁵/₁₆"
 Cabinet height 16 ¹/₄"
 Cabinet depth w/grill 9"
 Shipping weight 36 lbs.

Metric Measurements:

Cabinet width 18.6 cm
 Cabinet height 41.3 cm
 Cabinet depth w/grill 22.9 cm
 Shipping weight 16.3 kg

Power Handling:

Maximum power 250 watts

Drivers:

1" Proprietary new SEAS ultra high efficiency fabric dome tweeter
 (2) 5 ¹/₄" Proprietary newly designed Scan-Speak midranges

Measurements:

Nominal impedance 4 ohms
 Minimum impedance 3.2 ohms
 Sensitivity 92.5 dB (2.83v, 1m)

Anechoic Frequency Response:

70 Hz – 20 kHz (+0/-3dB)

Features:

Fully braced & sealed enclosure
 Elegant Floating cloth grill
 Compact Design

Finishes:

Available in various paint, real wood veneer & custom finishes



InRoom Gold MiniMonitor

Standard Measurements:

Cabinet width 8 ³/₄"
 Cabinet height 13 ¹/₂"
 Cabinet depth w/grill 11 ¹/₄"
 Shipping weight 27 lbs.

Metric Measurements:

Cabinet width 22.2 cm
 Cabinet height 34.3 cm
 Cabinet depth w/grill 28.6 cm
 Shipping weight 12.2 kg

Power Handling:

Maximum power 150 watts

Drivers:

1" Proprietary new SEAS ultra high efficiency fabric dome tweeter
 6 ¹/₂" Proprietary newly designed Scan-Speak midranges

Measurements:

Nominal impedance 4 ohms
 Minimum impedance 3.2 ohms
 Sensitivity 86 dB (2.83v, 1m)

Anechoic Frequency Response:


55 Hz – 20 kHz (+0/-3dB)

Features:

Fully braced & sealed enclosure
 Elegant Floating cloth grill
 Compact Design

Finishes:

Available in various paint, real wood veneer & custom finishes



InRoom Gold Monitor

Standard Measurements:

Cabinet width 9 ⁷/₈"
 Cabinet height 19 ³/₈"
 Cabinet depth w/grill 12 ⁷/₁₆"
 Shipping weight 45 lbs.

Metric Measurements:

Cabinet width 25.1 cm
 Cabinet height 49.2 cm
 Cabinet depth w/grill 31.6 cm
 Shipping weight 20.4 kg

Power Handling:

Maximum power 200 watts

Drivers:

1" Proprietary new SEAS ultra high efficiency fabric dome tweeter
 (2) 6 ¹/₂" Proprietary newly designed Scan-Speak midranges

Measurements:

Nominal impedance 4 ohms
 Minimum impedance 3.2 ohms
 Sensitivity 92 dB (2.83v, 1m)

Anechoic Frequency Response:

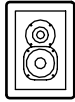
60 Hz – 30 kHz (+0/-3dB)

Features:

Fully braced & sealed enclosure
 Elegant Floating cloth grill
 Compact Design

Finishes:

Available in various paint, real wood veneer & custom finishes



InWall Bronze Satellite

Standard Measurements:

Cabinet width $7 \frac{5}{16}$ "
 Cabinet height $10 \frac{15}{16}$ "
 Cabinet depth $3 \frac{15}{16}$ "
 Shipping weight 8 lbs.

Inwall Cut Out Size:

Wall hole width $7 \frac{1}{4}$ "
 Wall hole height $11 \frac{1}{4}$ "

Inwall Frame - Size A:

Outside dimensions
 Frame width $8 \frac{1}{2}$ "
 Frame height 12"

Inwall Grill - Size Flat A:

Outside dimensions
 Grill width $6 \frac{1}{4}$ "
 Grill height $9 \frac{3}{4}$ "
 Grill depth 0"

New Construction Bracket - Size A

Metric Measurements:

Cabinet width 18.5 cm
 Cabinet height 27.7 cm
 Cabinet depth 9.9 cm
 Shipping weight 3.6 kg

Power Handling:

Maximum power 75 watts

Drivers:

$\frac{3}{4}$ " Fabric dome tweeter
 $4 \frac{1}{2}$ " Coated paper midrange

Measurements:

Nominal impedance 4 ohms
 Minimum impedance 4 ohms
 Sensitivity 89 dB (2.83v, 1m)

2pi Frequency Response:

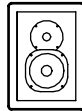
105 Hz – 20 kHz (+/-3dB)

Features:

Flush front paintable
 Acoustimesh™ metal grill

Finishes:

Grill and frame available in various paint and custom matched finishes.



InWall Silver Satellite

Standard Measurements:

Cabinet width $8 \frac{5}{16}$ "
 Cabinet height $11 \frac{15}{16}$ "
 Cabinet depth $3 \frac{15}{16}$ "
 Shipping weight 12 lbs.

Inwall Cut Out Size:

Wall hole width $8 \frac{1}{2}$ "
 Wall hole height $12 \frac{5}{16}$ "

Inwall Frame - Size B:

Outside dimensions
 Frame width $9 \frac{1}{2}$ "
 Frame height $13 \frac{1}{4}$ "

Inwall Grill - Size Flat B:

Outside dimensions
 Grill width $7 \frac{1}{4}$ "
 Grill height $10 \frac{15}{16}$ "
 Grill depth 0"

New Construction Bracket - Size B

Metric Measurements:

Cabinet width 21.1 cm
 Cabinet height 30.3 cm
 Cabinet depth 9.9 cm
 Shipping weight 5.4 kg

Power Handling:

Maximum power 100 watts

Drivers:

1" Fabric dome tweeter
 $5 \frac{1}{2}$ " Polypropylene midrange

Measurements:

Nominal impedance 8 ohms
 Minimum impedance 6 ohms
 Sensitivity 90 dB (2.83v, 1m)

2pi Frequency Response:

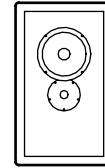
95 Hz – 20 kHz (+/-3dB)

Features:

Flush front paintable
 Acoustimesh™ metal grill

Finishes:

Grill and frame available in various paint and custom matched finishes.



InWall Gold Satellite

Standard Measurements:

Cabinet width $10 \frac{3}{4}$ "
 Cabinet height 19"
 Cabinet depth $3 \frac{15}{16}$ "
 Shipping weight 17 lbs.

Inwall Cut Out Size:

Wall hole width 11"
 Wall hole height $19 \frac{1}{4}$ "

Inwall Frame - Size C:

Outside dimensions
 Frame width $12 \frac{1}{8}$ "
 Frame height $20 \frac{5}{16}$ "

Inwall Grill - Size Flat C:

Outside dimensions
 Grill width $9 \frac{7}{8}$ "
 Grill height $18 \frac{1}{8}$ "
 Grill depth 0"

New Construction Bracket - Size C

Metric Measurements:

Cabinet width 27.3 cm
 Cabinet height 48.3 cm
 Cabinet depth 9.9 cm
 Shipping weight 7.7 kg

Power Handling:

Maximum power 100 watts

Drivers:

1" Fabric dome tweeter
 $6 \frac{1}{2}$ " Polypropylene woofer

Measurements:

Nominal impedance 8 ohms
 Minimum impedance 5 ohms
 Sensitivity 87 dB (2.83v, 1m)

2pi Frequency Response:

70 Hz – 20 kHz (+/-3dB)

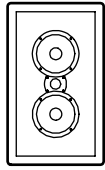
Features:

Flush front paintable
 Acoustimesh™ metal grill

Finishes:

Grill and frame available in various paint and custom matched finishes.

InWall Front Speakers



InWall Bronze/4 LCR

Standard Measurements:

Cabinet width 10 ³/₄"
 Cabinet height 19"
 Cabinet depth 3 ¹⁵/₁₆"
 Shipping weight 17 lbs.

Inwall Cut Out Size:

Wall hole width 11"
 Wall hole height 19 ¹/₄"

Inwall Frame - Size C:

Outside dimensions
 Frame width 12 ¹/₈"
 Frame height 20 ⁵/₁₆"

Inwall Grill - Size Flat C:

Outside dimensions
 Grill width 9 ⁷/₈"
 Grill height 18 ¹/₈"
 Grill depth 0"

New Construction Bracket - Size C

Metric Measurements:

Cabinet width 27.3 cm
 Cabinet height 48.3 cm
 Cabinet depth 9.9 cm
 Shipping weight 7.7 kg

Power Handling:

Maximum power 150 watts

Drivers:

³/₄" Fabric dome
 neodymium magnet tweeter
 (2) 5 ¹/₂" Proprietary designed
 woofers

Measurements:

Nominal impedance 4 ohms
 Minimum impedance 3.2 ohms
 Sensitivity 90 dB (2.83v, 1m)

2pi Frequency Response:

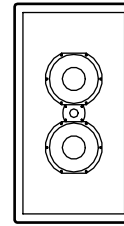
80 Hz – 20 kHz (+/-3dB)

Features:

Designed to be used in stud walls, false walls or custom cabinets with or without using the Acoustimesh™ metal grill

Finishes:

Grill and frame available in various paint and custom matched finishes.



InWall Silver/4 LCR

Standard Measurements:

Cabinet width - 13 ¹/₂"
 Cabinet height - 26"
 Cabinet depth - 3 ¹⁵/₁₆"
 Shipping weight 25 lbs.

Inwall Cut Out Size:

Wall hole width 13 ³/₄"
 Wall hole height 26 ¹/₄"

Inwall Frame - Size P:

Outside dimensions
 Frame width 14 ¹³/₁₆"
 Frame height 27 ⁵/₁₆"

Inwall Grill - Size Curved CP:

Outside dimensions
 Grill width 12 ¹/₂"
 Grill height 25"
 Grill depth ¹/₂"

New Construction Bracket - Size P

Metric Measurements:

Cabinet width 34.3 cm
 Cabinet height 66 cm
 Cabinet depth 9.9 cm
 Shipping weight 63.5 kg

Power Handling:

Maximum power 150 watts

Drivers:

1" Fabric dome tweeter
 (2) 6.5" Proprietary designed
 woofers

Measurements:

Nominal impedance 4 ohms
 Minimum impedance 3.2 ohms
 Sensitivity 91 dB (2.83v, 1m)

2pi Frequency Response:

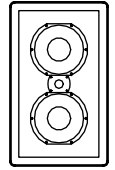
70 Hz – 20 kHz (+/-3dB)

Features:

Designed to be used in stud walls, false walls or custom cabinets with or without using the Acoustimesh™ metal grill

Finishes:

Grill and frame available in various paint and custom matched finishes.



InWall Silver/6 LCR

Standard Measurements:

Cabinet width 10 ³/₄"
 Cabinet height 19"
 Cabinet depth 5 ¹⁵/₁₆"
 Shipping weight 26 lbs.

Inwall Cut Out Size:

Wall hole width 11"
 Wall hole height 19 ¹/₄"

Inwall Frame - Size C:

Outside dimensions
 Frame width 12 ¹/₈"
 Frame height 20 ⁵/₁₆"

Inwall Grill - Size Flat C:

Outside dimensions
 Grill width 9 ⁷/₈"
 Grill height 18 ¹/₈"
 Grill depth 0"

New Construction Bracket - Size C

Metric Measurements:

Cabinet width 27.3 cm
 Cabinet height 48.3 cm
 Cabinet depth 15 cm
 Shipping weight 11.8 kg

Power Handling:

Maximum power 150 watts

Drivers:

1" Fabric dome tweeter
 (2) 6.5" Proprietary designed
 woofers

Measurements:

Nominal impedance 4 ohms
 Minimum impedance 3.2 ohms
 Sensitivity 91 dB (2.83v, 1m)

2pi Frequency Response:

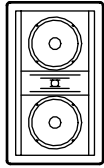
70 Hz – 20 kHz (+/-3dB)

Features:

Designed to be used in stud walls, false walls or custom cabinets with or without using the Acoustimesh™ metal grill

Finishes:

Grill and frame available in various paint and custom matched finishes.



InWall Classic Gold/6 LCR

Standard Measurements:

Cabinet width 10 3/4"
 Cabinet height 19"
 Cabinet depth 5 15/16"
 Shipping weight 30 lbs.

Inwall Cut Out Size:

Wall hole width 11"
 Wall hole height 19 1/4"

Inwall Frame - Size C:

Outside dimensions
 Frame width 12 1/8"
 Frame height 20 5/16"

Inwall Grill - Size Flat C:

Outside dimensions
 Grill width 9 7/8"
 Grill height 18 1/8"
 Grill depth 0"

New Construction Bracket - Size C

Metric Measurements:

Cabinet width 27.3 cm
 Cabinet height 48.3 cm
 Cabinet depth 15 cm
 Shipping weight 13.6 kg

THX Ultra® Certified

Power Handling:

Maximum power 200 watts

Drivers:

1" Fabric dome tweeter mounted into a Dispersion Control Lens™
 (2) 6 1/2" Long excursion polypropylene woofers

Video shielding on all drivers

Measurements:

Nominal impedance 4 ohms
 Minimum impedance 3.6 ohms
 Sensitivity 91 dB (2.83v, 1m)

2pi Frequency Response:


80 Hz – 20 kHz (+/-3dB)

Features:

Adjustable lens design 6 degree tilt

Finishes:

Grill and frame available in various paint and custom matched finishes.



InWall Silver/4 MiniMonitor

Standard Measurements:

Cabinet width 8 5/16"
 Cabinet height 11 15/16"
 Cabinet depth 3 15/16"
 Shipping weight 14 lbs.

Inwall Cut Out Size:

Wall hole width 8 1/2"
 Wall hole height 12 5/16"

Inwall Frame - Size B:

Outside dimensions
 Frame width 9 1/2"
 Frame height 13 1/4"

Inwall Grill - Size Flat B:

Outside dimensions
 Grill width 7 1/4"
 Grill height 10 15/16"
 Grill depth 0"

New Construction Bracket - Size B

Metric Measurements:

Cabinet width 21.1 cm
 Cabinet height 30.3 cm
 Cabinet depth 9.9 cm
 Shipping weight 6.3 kg

Power Handling:

Maximum power 100 watts

Drivers:

1) 1" Proprietary new SEAS ultra high efficiency fabric dome tweeter
 (1) 5 1/4" Proprietary newly designed Scan-Speak midranges

Video shielding on all drivers

Measurements:

Nominal impedance 4 ohms
 Minimum impedance 3.6 ohms
 Sensitivity 87 dB (2.83v, 1m)

2pi Frequency Response:

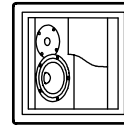
80 Hz – 20 kHz (+/-3dB)

Features:

Fully braced & sealed enclosure
 Flush Acoustimesh™ metal grill

Finishes:

Grill and frame available in various paint and custom matched finishes.



InCeiling Silver/6 MiniMonitor

Standard Measurements:

Cabinet width 13 1/2"
 Cabinet height 13 1/2"
 Cabinet depth 5 15/16"
 Shipping weight 21 lbs.

Inwall Cut Out Size:

Wall hole width 13 3/4"
 Wall hole height 13 3/4"

Inwall Frame - Size G:

Outside dimensions
 Frame width 14 7/8"
 Frame height 14 7/8"

Inwall Grill - Size Flat G:

Outside dimensions
 Grill width 12 1/2"
 Grill height 12 1/2"
 Grill depth 0"

New Construction Bracket - Size G

Metric Measurements:

Cabinet width 34.3 cm
 Cabinet height 34.3 cm
 Cabinet depth 9.9 cm
 Shipping weight 9.5 kg

Power Handling:

Maximum power 100 watts

Drivers:

1) 1" Proprietary new SEAS ultra high efficiency fabric dome tweeter
 (1) 5 1/4" Proprietary newly designed Scan-Speak midranges

Video shielding on all drivers

Measurements:

Nominal impedance 4 ohms
 Minimum impedance 3.6 ohms
 Sensitivity 87 dB (2.83v, 1m)

2pi Frequency Response:


80 Hz – 20 kHz (+/-3dB)

Features:

Fully braced & sealed enclosure
 Flush Acoustimesh™ metal grill

Finishes:

Grill and frame available in various paint and custom matched finishes.



InWall Gold/6 MiniMonitor

Standard Measurements:

Cabinet width 10 3/4"
 Cabinet height 19"
 Cabinet depth 5 15/16"
 Shipping weight 24 lbs.

Inwall Cut Out Size:

Wall hole width 11"
 Wall hole height 19 1/4"

Inwall Frame - Size C:

Outside dimensions
 Frame width 12 1/8"
 Frame height 20 5/16"

Inwall Grill - Size Flat C:

Outside dimensions
 Grill width 9 7/8"
 Grill height 18 1/8"
 Grill depth 0"

New Construction Bracket - Size C

Metric Measurements:

Cabinet width 27.3 cm
 Cabinet height 48.3 cm
 Cabinet depth 15 cm
 Shipping weight 10.8 kg

Power Handling:

Maximum power 150 watts

Drivers:

1" Proprietary new SEAS ultra high efficiency fabric dome tweeter
 (2) 6 1/2" Proprietary newly designed Scan-Speak midranges

Measurements:

Nominal impedance 4 ohms
 Minimum impedance 3.2 ohms
 Sensitivity 89 dB (2.83v, 1m)

2pi Frequency Response:


50 Hz – 20 kHz (+0/-3dB)

Features:

Flush front paintable Acoustimesh™ metal grill

Finishes:

Grill and frame available in various paint and custom matched finishes.



InWall Silver/4 Monitor

Standard Measurements:

Cabinet width 10 ³/₄"
 Cabinet height 19"
 Cabinet depth 3 ¹⁵/₁₆"
 Shipping weight 24 lbs.

Inwall Cut Out Size:

Wall hole width 11"
 Wall hole height 19 ¹/₄"

Inwall Frame - Size C:

Outside dimensions
 Frame width 12 ¹/₈"
 Frame height 20 ⁵/₁₆"

Inwall Grill - Size Flat C:

Outside dimensions
 Grill width 9 ⁷/₈"
 Grill height 18 ¹/₈"
 Grill depth 0"

New Construction Bracket - Size C

Metric Measurements:

Cabinet width 27.3 cm
 Cabinet height 48.3 cm
 Cabinet depth 9.9 cm
 Shipping weight 10.8 kg

Power Handling:

Maximum power 200 watts

Drivers:

1" Proprietary new SEAS ultra high efficiency fabric dome tweeter
 (2) 5 ¹/₄" Proprietary newly designed Scan-Speak midranges

Measurements:

Nominal impedance 4 ohms
 Minimum impedance 3.2 ohms
 Sensitivity 92.5 dB (2.83v, 1m)

2pi Frequency Response:


70 Hz – 20 kHz (+0/-3dB)

Features:

Flush front paintable
 Acoustimesh™ metal grill

Finishes:

Grill and frame available in various paint and custom matched finishes.



InWall Silver/6 Monitor

Standard Measurements:

Cabinet width 8 ³/₁₆"
 Cabinet height 19"
 Cabinet depth 5 ¹⁵/₁₆"
 Shipping weight 25 lbs.

Inwall Cut Out Size:

Wall hole width 8 ¹/₂"
 Wall hole height 19 ¹/₄"

Inwall Frame - Size K:

Outside dimensions
 Frame width 9 ¹/₂"
 Frame height 20 ⁵/₁₆"

Inwall Grill - Size Flat K:

Outside dimensions
 Grill width 7 ¹/₄"
 Grill height 18 ¹/₈"
 Grill depth 0"

New Construction Bracket - Size K

Metric Measurements:

Cabinet width 20.8 cm
 Cabinet height 48.3 cm
 Cabinet depth 15 cm
 Shipping weight 11.3 kg

Power Handling:

Maximum power 200 watts

Drivers:

1" Proprietary new SEAS ultra high efficiency fabric dome tweeter
 (2) 5 ¹/₄" Proprietary newly designed Scan-Speak midranges

Measurements:

Nominal impedance 4 ohms
 Minimum impedance 3.2 ohms
 Sensitivity 92.5 dB (2.83v, 1m)

2pi Frequency Response:

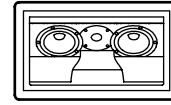
70 Hz – 20 kHz (+0/-3dB)

Features:

Flush front paintable
 Acoustimesh™ metal grill

Finishes:

Grill and frame available in various paint and custom matched finishes.



InCeiling Silver/6 Monitor

Standard Measurements:

Cabinet width - 19"
 Cabinet height - 10 ³/₄"
 Cabinet depth - 5 ¹⁵/₁₆"
 Shipping weight 26 lbs.

Inwall Cut Out Size:

Wall hole width 19 ¹/₄"
 Wall hole height 11"

Inwall Frame - Size CH:

Outside dimensions
 Frame width 20 ³/₁₆"
 Frame height 12 ¹/₈"

Inwall Grill - Size C:

Outside dimensions
 Grill width 18 ¹/₈"
 Grill height 9 ⁷/₈"
 Grill depth 0"

New Construction Bracket - Size C

Metric Measurements:

Cabinet width 48.3 cm
 Cabinet height 27.3cm
 Cabinet depth 15 cm
 Shipping weight 11.8 kg

Power Handling:

Maximum power 200 watts

Drivers:

1" Proprietary new SEAS ultra high efficiency fabric dome tweeter
 (2) 5 ¹/₄" Proprietary newly designed Scan-Speak midranges

Measurements:

Nominal impedance 4 ohms
 Minimum impedance 3.2 ohms
 Sensitivity 91 dB (2.83v, 1m)

2pi Frequency Response:

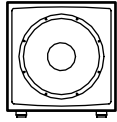
75 Hz – 20 kHz (+0/-3dB)

Features:

Flush front paintable
 Acoustimesh™ metal grill
 Available without grill & frame for custom use

Finishes:

Grill and frame available in various paint and custom matched finishes.



InRoom Bronze PowerSub

Standard Measurements:

Cabinet width 13 1/2"
 Cabinet height w/feet 14 3/8"
 Cabinet depth 13"
 Cabinet depth w/amp 13 7/8"
 Shipping weight 49 lbs.

Metric Measurements:

Cabinet width 34.3 cm
 Cabinet height w/feet 36.5 cm
 Cabinet depth 33 cm
 Cabinet depth w/amp 35.2 cm
 Shipping weight 22.2 kg

Drivers:

Single 10" cast basket, long-excursion, coated paper cone woofer with 2" voice coil

Video shielding optional with outboard amp only

Amplifier Features:

Built-in 250 watt amplifier into 4 ohms

Left & right channel inputs with volume control for deepest frequency extension, or mono sub input with fixed gain configured for highest output from 40-80 Hz.

Two adjustable 12dB/Octave low pass filters (24 dB total)

Adjustable phase control: 0 to -180°

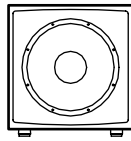
Anechoic Frequency Response:

20 Hz to 180 Hz (+/- 3dB) at levels below onset of limiting

Finishes:

Available in various paint, real wood veneer & custom finishes

Rack mounted amplifier optional



InRoom Silver PowerSub

Standard Measurements:

Cabinet width 15 1/4"
 Cabinet height w/feet 16 1/4"
 Cabinet depth 14 1/2"
 Cabinet depth w/amp 15 3/4"
 Shipping weight 67 lbs.

Metric Measurements:

Cabinet width 39.4 cm
 Cabinet height w/feet 41.6 cm
 Cabinet depth 36.8 cm
 Cabinet depth w/amp 40 cm
 Shipping weight 30.4 kg

Drivers:

Single 12" cast basket, long-excursion, coated paper cone woofer with 3" voice coil

Video shielding optional

Amplifier Features:

Built-in 250 watt amplifier into 4 ohms

Left & right channel inputs with volume control for deepest frequency extension, or mono sub input with fixed gain configured for highest output from 40-80 Hz.

Two adjustable 12dB/Octave low pass filters (24 dB total)

Adjustable phase control: 0 to -180°

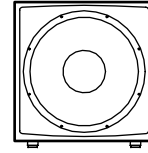
Anechoic Frequency Response:

20 Hz to 180 Hz (+/- 3dB) at levels below onset of limiting

Finishes:

Available in various paint, real wood veneer & custom finishes

Rack mounted amplifier optional



InRoom Gold PowerSub

Standard Measurements:

Cabinet width 17 1/4"
 Cabinet height w/feet 18 1/8"
 Cabinet depth 15 3/4"
 Cabinet depth w/amp 16 5/8"
 Shipping weight 76 lbs.

Metric Measurements:

Cabinet width 43.8 cm
 Cabinet height w/feet 46 cm
 Cabinet depth 40 cm
 Cabinet depth w/amp 42.2 cm
 Shipping weight 34.5 kg

Drivers:

Single 15" cast basket, long-excursion, coated paper cone woofer with 3" voice coil

Video shielding optional

Amplifier Features:

Built-in 250 watt amplifier into 4 ohms

Left & right channel inputs with volume control for deepest frequency extension, or mono sub input with fixed gain configured for highest output from 40-80 Hz.

Two adjustable 12dB/Octave low pass filters (24 dB total)

Adjustable phase control: 0 to -180°

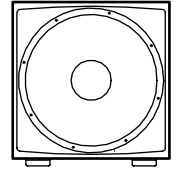
Anechoic Frequency Response:

20 Hz to 180 Hz (+/- 3dB) at levels below onset of limiting

Finishes:

Available in various paint, real wood veneer & custom finishes

Rack mounted amplifier optional



InRoom Platinum PowerSub

Standard Measurements:

Cabinet width 19 5/8"
 Cabinet height w/feet 20 3/8"
 Cabinet depth 17 1/2"
 Shipping weight 92 lbs.

Metric Measurements:

Cabinet width 49.8 cm
 Cabinet height w/feet 51.8 cm
 Cabinet depth 44.5 cm
 Shipping weight 41.7 kg

Drivers:

Single 18" cast basket, long-excursion, paper cone woofer with 3" voice coil

Video shielding optional

Amplifier Features:

Rack mounted amplifier (2 space rack height), 500 watts

Left & right channel inputs with volume control for deepest frequency extension, or mono sub input with fixed gain configured for highest output from 40-80 Hz.

Adjustable 12dB/Octave low pass filter

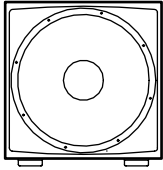
Adjustable phase control: 0 to -180°

Anechoic Frequency Response:

20 Hz to 180 Hz (+/- 3dB) at levels below onset of limiting

Finishes:

Available in various paint, real wood veneer & custom finishes



InRoom Platinum PowerSub THX

Standard Measurements:

Cabinet width 19 5/8"
 Cabinet height w/feet 20 3/8"
 Cabinet depth 17 1/2"
 Shipping weight 92 lbs.

Metric Measurements:

Cabinet width 49.8 cm
 Cabinet height w/feet 51.8 cm
 Cabinet depth 44.5 cm
 Shipping weight 41.7 kg

THX Ultra® Certified

Drivers:

Single 18" cast basket, long-excursion, paper cone woofer with 3" voice coil

Video shielded

Amplifier Features:

Rack mounted amplifier (2 space rack height), 500 watts

Left & right channel inputs with volume control for deepest frequency extension, or mono sub input with fixed gain configured for highest output from 40-80 Hz.

Adjustable 12dB/Octave low pass filter

Adjustable phase control: 0 to -180°

Anechoic Frequency Response:

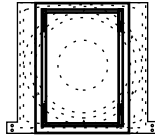
20 Hz to 180 Hz (+/- 3dB) at levels below onset of limiting

Finishes:

Available in various paint, real wood veneer & custom finishes

THX Ultra® version includes:

Video shielding & THX logo



InWall Mounting Kit

Standard Measurements:

Plate width 22"
 Plate height 20 1/2"
 Plate depth 1 1/2"
 Shipping weight 10 lbs. each

Inwall Cut Out Size:

Wall hole width 14 1/2"
 Wall hole height 19 1/4"

Inwall Frame - Size E:

Outside dimensions
 Frame width 15 3/8"
 Frame height 20 5/16"

Inwall Grill - Size Flat E:

Outside dimensions
 Grill width 13 1/8"
 Grill height 18 1/8"
 Grill depth 0"

Metric Measurements:

Cabinet width 55.9 cm
 Cabinet height 52.1 cm
 Cabinet depth 1.3 cm
 Shipping weight 4.5 kg

Features:

Designed to be used with the Triad InRoom Platinum PowerSub & InRoom Gold PowerSub

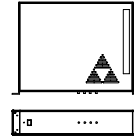
Allows speaker to fire through an E sized inwall grill and frame when the speaker cabinet is placed into a false wall, closet or custom cabinet.

Rear or side access is required for mounting.

Ships complete with plate, hardware grill and frame

Grill & Frame Finishes:

Available in black, white & custom paint finishes



Triad PowerSub Rack Amplifier

Standard Measurements:

Amp box width 16 3/4"
 Amp box width w/rack brackets 18 1/2"
 Amp box height 3 1/2"
 Amp box depth 13"
 Amp box depth w/rack bracket 13 1/2"
 Shipping weight 23 lbs.

Metric Measurements:

Amp box width 42.5 cm
 Amp box width w/rack brackets 47 cm
 Amp box height 8.9 cm
 Amp box depth 33 cm
 Amp box depth w/rack bracket 34.3 cm
 Shipping weight 10.4 kg

Amplifier Features:

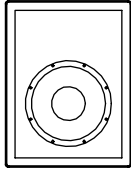
250 or 500 watt into 4 ohms amplifiers

Left & right channel inputs with volume control for deepest frequency extension, or mono sub input with fixed gain configured for highest output from 40-80 Hz.

Two adjustable 12dB/Octave low pass filters (24 dB total)

Adjustable phase control: 0 to -180°

InWall Subwoofers



InWall Bronze/4 PowerSub

Standard Measurements:

Cabinet width 14 ³/₁₆"
 Cabinet height 19"
 Cabinet depth 3 ¹⁵/₁₆"
 Shipping weight 32 lbs.

Inwall Cut Out Size:

Wall hole width 14 ¹/₂"
 Wall hole height 19 ¹/₄"

Inwall Frame - Size E:

Outside dimensions
 Frame width 15 ³/₈"
 Frame height 20 ⁵/₁₆"

Inwall Grill - Size Curved E2:

Outside dimensions
 Grill width 13 ¹/₈"
 Grill height 18 ¹/₈"
 Grill depth 2 ¹³/₁₆"

New Construction Bracket - Size E

Metric Measurements:

Cabinet width 36 cm
 Cabinet height 48.3 cm
 Cabinet depth 9.9 cm
 Shipping weight 14.5 kg

Drivers:

Retrofitable enclosure with a single 10" cast basket, long-excursion, coated paper cone woofer with 2" voice coil

Amplifier Features:

Rack mounted amplifier (2 space rack height), 250 watt into 4 ohms

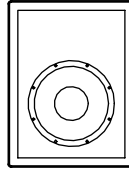
Left & right channel inputs with volume control for deepest frequency extension, or mono sub input with fixed gain configured for highest output from 40-80 Hz.

Two adjustable 12dB/Octave low pass filters (24 dB total)

Adjustable phase control: 0 to -180°

2pi Frequency Response:

20 Hz to 180 Hz (+/- 3dB) at levels below onset of limiting



InWall Bronze/6 PowerSub

Standard Measurements:

Cabinet width 14 ³/₁₆"
 Cabinet height 19"
 Cabinet depth 5 ¹⁵/₁₆"
 Shipping weight 33 lbs.

Inwall Cut Out Size:

Wall hole width 14 ¹/₂"
 Wall hole height 19 ¹/₄"

Inwall Frame - Size E:

Outside dimensions
 Frame width 15 ³/₈"
 Frame height 20 ⁵/₁₆"

Inwall Grill - Size Flat E:

Outside dimensions
 Grill width 13 ¹/₈"
 Grill height 18 ¹/₈"
 Grill depth 0"

New Construction Bracket - Size E

Metric Measurements:

Cabinet width 36 cm
 Cabinet height 48.3 cm
 Cabinet depth 15 cm
 Shipping weight 15 kg

Drivers:

Retrofitable enclosure with a single 10" cast basket, long-excursion, coated paper cone woofer with 2" voice coil

Amplifier Features:

Rack mounted amplifier (2 space rack height), 250 watt into 4 ohms

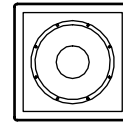
Left & right channel inputs with volume control for deepest frequency extension, or mono sub input with fixed gain configured for highest output from 40-80 Hz.

Two adjustable 12dB/Octave low pass filters (24 dB total)

Adjustable phase control: 0 to -180°

2pi Frequency Response:

20 Hz to 180 Hz (+/- 3dB) at levels below onset of limiting



InWall Bronze/10 PowerSub

Standard Measurements:

Cabinet width 13 ¹/₂"
 Cabinet height 13 ¹/₂"
 Cabinet depth 9"
 Shipping weight 24 lbs.

Inwall Cut Out Size:

Wall hole width 13 ³/₄"
 Wall hole height 13 ³/₄"

Inwall Frame - Size G:

Outside dimensions
 Frame width 14 ⁷/₈"
 Frame height 14 ⁷/₈"

Inwall Grill - Size Flat G:

Outside dimensions
 Grill width 12 ¹/₂"
 Grill height 12 ¹/₂"
 Grill depth 0"

New Construction Bracket - Size G

Metric Measurements:

Cabinet width 34.3 cm
 Cabinet height 34.3 cm
 Cabinet depth 22.8 cm
 Shipping weight 10.9 kg

Drivers:

Retrofitable enclosure with a single 10" cast basket, long-excursion, coated paper cone woofer with 2" voice coil

Amplifier Features:

Rack mounted amplifier (2 space rack height), 250 watt into 4 ohms
 Video shielding optional

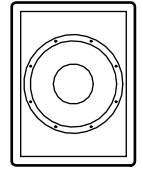
Left & right channel inputs with volume control for deepest frequency extension, or mono sub input with fixed gain configured for highest output from 40-80 Hz.

Two adjustable 12dB/Octave low pass filters (24 dB total)

Adjustable phase control: 0 to -180°

2pi Frequency Response:

20 Hz to 180 Hz (+/- 3dB) at levels below onset of limiting



InWall Silver/15 PowerSub

Standard Measurements:

Cabinet width 14 ³/₁₆"
 Cabinet height 19"
 Cabinet depth 14 ¹/₂"
 Shipping weight 61 lbs.

Inwall Cut Out Size:

Wall hole width 14 ¹/₂"
 Wall hole height 19 ¹/₄"

Inwall Frame - Size E:

Outside dimensions
 Frame width 15 ³/₈"
 Frame height 20 ⁵/₁₆"

Inwall Grill - Size Flat E:

Outside dimensions
 Grill width 13 ¹/₈"
 Grill height 18 ¹/₈"
 Grill depth 0"

New Construction Bracket - Size E

Metric Measurements:

Cabinet width 36 cm
 Cabinet height 48.3 cm
 Cabinet depth 36.8 cm
 Shipping weight 27.6 kg

Drivers:

Retrofitable enclosure with a single 12" cast basket, long-excursion, coated paper cone woofer with 3" voice coil
 Video shielding optional

Amplifier Features:

Rack mounted amplifier (2 space rack height), 250 watt into 4 ohms

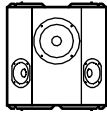
Left & right channel inputs with volume control for deepest frequency extension, or mono sub input with fixed gain configured for highest output from 40-80 Hz.

Two adjustable 12dB/Octave low pass filters (24 dB total)

Adjustable phase control: 0 to -180°

2pi Frequency Response:

20 Hz to 180 Hz (+/- 3dB) at levels below onset of limiting



OnWall Bronze Surround

Standard Measurements:

Cabinet width 12 ⁹/₁₆"
 Cabinet height 13 ¹/₄"
 Cabinet depth 3 ⁹/₁₆"
 Shipping weight 14 lbs.

OnWall Grill:

Outside dimensions
 Grill width 13 ³/₁₆"
 Grill height 13 ¹³/₁₆"
 Grill depth 4 ¹/₁₆"

Metric Measurements:

Cabinet width 32 cm
 Cabinet height 33.7 cm
 Cabinet depth 9 cm
 Shipping weight 6.4 kg

Power Handling:

Maximum power 100 watts

Dipole configuration

Drivers:

(2) 4" Broad dispersion shallow
 cone full range drivers
 5 ¹/₂" Proprietary designed
 woofer

Measurements:

Nominal impedance 4 ohms
 Minimum impedance 3.4 ohms
 Sensitivity 83 dB (2.83v, 1m)
 measured at null

2pi Frequency Response:

80 Hz – 16 kHz (+/-3dB)

Features:

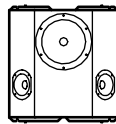
Designed to be mounted on
 the wall or ceiling

Small footprint conforms to
 discrete decor standards

Elegantly angled Acoustimesh™
 metal grill that complements
 the InWall Bronze
 Surround Grill

Finishes:

Available in black, white &
 custom paint finishes



OnWall Silver Surround

Standard Measurements:

Cabinet width 13 ¹/₂"
 Cabinet height 14 ¹/₄"
 Cabinet depth 3 ⁹/₁₆"
 Shipping weight 15 lbs. each
 Shipping weight 33 lbs. pair

OnWall Grill:

Outside dimensions
 Grill width 14 ³/₁₆"
 Grill height 14 ¹⁵/₁₆"
 Grill depth 4 ¹/₁₆"

Metric Measurements:

Cabinet width 34.3 cm
 Cabinet height 36.2 cm
 Cabinet depth 9 cm
 Shipping weight 6.8 kg each
 Shipping weight 15 kg pair

Power Handling:

Maximum power 125 watts

Dipole configuration

Drivers:

(2) 4" Broad dispersion shallow
 cone full range drivers
 6 ¹/₂" Proprietary designed
 woofer

Measurements:

Nominal impedance 4 ohms
 Minimum impedance 3.4 ohms
 Sensitivity 83 dB (2.83v, 1m)
 measured at null

2pi Frequency Response:

80 Hz – 20 kHz (+/-3dB)

Features:

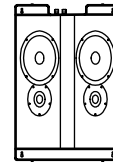
Designed to be mounted on
 the wall or ceiling

Small footprint conforms to
 discrete decor standards

Elegantly angled Acoustimesh™
 metal grill that complements
 the InWall Silver Surround Grill

Finishes:

Available in black, white &
 custom paint finishes



OnWall Gold Surround

Standard Measurements:

Cabinet width 12 ³/₄"
 Cabinet height 19 ¹/₈"
 Cabinet depth 6 ¹/₈"
 Shipping weight 26 lbs.

OnWall Grill:

Outside dimensions
 Grill width 13 ³/₈"
 Grill height 19 ⁵/₈"
 Grill depth 6 ⁵/₈"

Metric Measurements:

Cabinet width 32.4 cm
 Cabinet height 48.6 cm
 Cabinet depth 15.5 cm
 Shipping weight 11.8 kg

Power Handling:

Maximum power 200 watts

Dipole configuration

Drivers:

(2) 1" Fabric dome tweeters
 (2) 6 ¹/₂" Long throw polypropylene
 woofers

Measurements:

Nominal impedance 4 ohms
 Minimum impedance 4 ohms
 Sensitivity 83 dB (2.83v, 1m)
 measured at null

2pi Frequency Response:

60 Hz – 20 kHz (+/-3dB)

Features:

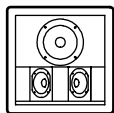
Designed to be mounted on
 the wall or ceiling

Elegantly angled Acoustimesh™
 metal grill that complements
 the InWall Gold Surround Grill

Dual-Drive version optional

Finishes:

Available in black, white &
 custom paint finishes



InWall Bronze/4 Surround

Standard Measurements:

Cabinet width 12"
Cabinet height 12"
Cabinet depth 3 ¹⁵/₁₆"
Shipping weight 13 lbs.

Inwall Cut Out Size:

Wall hole width 12 ¹/₄"
Wall hole height 12 ¹/₄"

Inwall Frame - Size M:

Outside dimensions
Frame width 13 ³/₁₆"
Frame height 13 ⁵/₁₆"

Inwall Grill - Size Flat M:

Outside dimensions
Grill width 11 ¹/₈"
Grill height 11 ¹/₈"
Grill depth 0"

New Construction Bracket - Size M

Metric Measurements:

Cabinet width 30.5 cm
Cabinet height 30.5 cm
Cabinet depth 9.9 cm
Shipping weight 5.9 kg

Power Handling:

Maximum power 100 watts

Dipole configuration

Drivers:

(2) 4" Broad dispersion shallow cone full range drivers
5 ¹/₂" Proprietary designed woofer

Measurements:

Nominal impedance 4 ohms
Minimum impedance 3.4 ohms
Sensitivity 83 dB (2.83v, 1m)
measured at null

2pi Frequency Response:

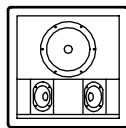
80 Hz – 16 kHz (+/-3dB)

Features:

Designed for 2x4" walls or ceilings
Flat Acoustimesh™ metal grill

Finishes:

Grill and frame available in various paint and custom matched finishes.



InWall Silver/4 Surround

Standard Measurements:

Cabinet width 13 ¹/₂"
Cabinet height 13 ¹/₂"
Cabinet depth 3 ¹⁵/₁₆"
Shipping weight 15 lbs. each
Shipping weight 32 lbs. pair

Inwall Cut Out Size:

Wall hole width 13 ³/₄"
Wall hole height 13 ³/₄"

Inwall Frame - Size G:

Outside dimensions
Frame width 14 ⁷/₈"
Frame height 14 ⁷/₈"

Inwall Grill - Size Flat G:

Outside dimensions
Grill width 12 ¹/₂"
Grill height 12 ¹/₂"
Grill depth 0"

New Construction Bracket - Size G

Metric Measurements:

Cabinet width 34.3 cm
Cabinet height 34.3 cm
Cabinet depth 9.9 cm
Shipping weight 6.8 kg each

Power Handling:

Maximum power 125 watts

Dipole configuration

Drivers:

(2) 4" Broad dispersion shallow cone full range drivers
6 ¹/₂" Proprietary designed woofer

Measurements:

Nominal impedance 4 ohms
Minimum impedance 3.4 ohms
Sensitivity 83 dB (2.83v, 1m)
measured at null

2pi Frequency Response:

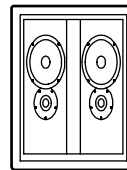
80 Hz – 20 kHz (+/-3dB)

Features:

Designed for 2x4" walls or ceilings
Acoustimesh™ metal grill design fits flat

Finishes:

Grill and frame available in various paint and custom matched finishes.



InWall Gold Surround

Standard Measurements:

Cabinet width 14 ³/₁₆"
Cabinet height 19"
Cabinet depth 3 ¹⁵/₁₆"
Shipping weight 28 lbs.

Inwall Cut Out Size:

Wall hole width 14 ¹/₂"
Wall hole height 19 ¹/₄"

Inwall Frame - Size E:

Outside dimensions
Frame width 15 ³/₈"
Frame height 20 ⁵/₁₆"

Inwall Grill - Size Angled E:

Outside dimensions
Grill width 13 ¹/₈"
Grill height 18 ¹/₈"
Grill depth 2 ⁵/₁₆"

New Construction Bracket - Size E

Metric Measurements:

Cabinet width 36 cm
Cabinet height 48.3 cm
Cabinet depth 9.9 cm
Shipping weight 12.7 kg

Power Handling:

Maximum power 200 watts

Dipole configuration

Drivers:

(2) 1" Fabric dome tweeters
(2) 6 ¹/₂" Long throw poly woofers

Measurements:

Nominal impedance 4 ohms
Minimum impedance 4 ohms
Sensitivity 83 dB (2.83v, 1m)
measured at null

2pi Frequency Response:

60 Hz – 20 kHz (+/-3dB)

Features:

Designed for 2x4" walls or ceilings
Elegantly angled Acoustimesh™ metal grill
Dual-Drive version optional

Finishes:

Grill and frame available in various paint and custom matched finishes.



InRoom Silver Omni

Standard Measurements:

Cabinet width 6 ⁹/₁₆"
 Cabinet height 10 ¹³/₁₆"
 Cabinet depth w/grill 6 ³/₈"
 Shipping weight 12 lbs.

Metric Measurements:

Cabinet width 16.7 cm
 Cabinet height 27.5 cm
 Cabinet depth w/grill 16.2 cm
 Shipping weight 5.4 kg

Power Handling:

Maximum power 80 watts

Drivers:

1" Fabric dome tweeter
 5 1/2" Proprietary designed
 woofer

Measurements:

Nominal impedance 4 ohms
 Minimum impedance 3.2 ohms
 Sensitivity 85 dB (2.83v, 1m)

Anechoic Frequency Response:

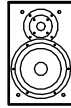
80 Hz – 20 kHz (+/-3dB)

Features:

Fully braced & sealed enclosure
 Floating cloth grill
 Compact design

Finishes:

Grill and frame available in
 various paint and custom
 matched finishes.



InRoom Gold Omni

Standard Measurements:

Cabinet width 7 ¹⁵/₁₆"
 Cabinet height 12 ¹³/₁₆"
 Cabinet depth w/grill 7 ⁵/₁₆"
 Shipping weight 16 lbs.

Metric Measurements:

Cabinet width 20.2 cm
 Cabinet height 32.5 cm
 Cabinet depth w/grill 18.6 cm
 Shipping weight 7.3 kg

Power Handling:

Maximum power 100 watts

Drivers:

1" Fabric dome tweeter
 6 1/2" Proprietary designed
 woofer

Measurements:

Nominal impedance 4 ohms
 Minimum impedance 3.2 ohms
 Sensitivity 86 dB (2.83v, 1m)

Anechoic Frequency Response:

60 Hz – 20 kHz (+/-3dB)

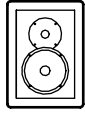
Features:

Fully braced & sealed enclosure
 Floating cloth grill
 Compact design

Finishes:

Available in various paint,
 real wood veneer & custom finishes

InWall MultiUse Speakers



InWall Silver/4 Omni

Standard Measurements:

Cabinet width 8 ⁵/₁₆"
 Cabinet height 11 ¹⁵/₁₆"
 Cabinet depth 3 ¹⁵/₁₆"
 Shipping weight 11 lbs.

Inwall Cut Out Size:

Wall hole width 8 ¹/₂"
 Wall hole height 12 ³/₈"

Inwall Frame - Size B:

Outside dimensions
 Frame width 9 ¹/₂"
 Frame height 13 ¹/₄"

Inwall Grill - Size Flat B:

Outside dimensions
 Grill width 7 ¹/₄"
 Grill height 10 ¹⁵/₁₆"
 Grill depth 0"

New Construction Bracket - Size B

Metric Measurements:

Cabinet width 21.1 cm
 Cabinet height 30.3 cm
 Cabinet depth 9.9 cm
 Shipping weight 5 kg

Power Handling:

Maximum power 80 watts

Drivers:

1" Fabric dome tweeter
 5 ¹/₂" Proprietary designed
 woofer

Measurements:

Nominal impedance 4 ohms
 Minimum impedance 3.2 ohms
 Sensitivity 85 dB (2.83v, 1m)

2pi Frequency Response:

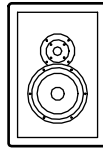
75 Hz – 20 kHz (+/-3dB)

Features:

Fully braced & sealed enclosure
 Flush front paintable
 Acoustimesh™ metal grill

Finishes:

Grill and frame available in
 various paint and custom
 matched finishes.



InWall Gold/4 Omni

Standard Measurements:

Cabinet width 10 ³/₄"
 Cabinet height 16 ³/₈"
 Cabinet depth 3 ¹⁵/₁₆"
 Shipping weight 15 lbs.
 Shipping weight 26 lbs. pair

Inwall Cut Out Size:

Wall hole width 11"
 Wall hole height 16 ⁵/₈"

Inwall Frame - Size F:

Outside dimensions
 Frame width 12 ¹/₈"
 Frame height 17 ³/₄"

Inwall Grill - Size Flat F:

Outside dimensions
 Grill width 9 ⁷/₈"
 Grill height 15 ³/₈"
 Grill depth 0"

New Construction Bracket - Size F

Metric Measurements:

Cabinet width 27.3 cm
 Cabinet height 41.6 cm
 Cabinet depth 9.9 cm
 Shipping weight 6.8 kg
 Shipping weight 11.8 kg /pair

Power Handling:

Maximum power 100 watts

Drivers:

1" Fabric dome tweeter
 6 ¹/₂" Proprietary designed
 woofer

Measurements:

Nominal impedance 4 ohms
 Minimum impedance 3.2 ohms
 Sensitivity 86 dB (2.83v, 1m)

2pi Frequency Response:

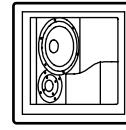
60 Hz – 20 kHz (+/-3dB)

Features:

Fully braced & sealed enclosure
 Flush front paintable
 Acoustimesh™ metal grill

Finishes:

Grill and frame available in
 various paint and custom
 matched finishes.



InCeiling Gold/6 Omni

Standard Measurements:

Cabinet width 13 ¹/₂"
 Cabinet height 13 ¹/₂"
 Cabinet depth 5 ¹⁵/₁₆"
 Shipping weight 20 lbs.

Inwall Cut Out Size:

Wall hole width 13 ³/₄"
 Wall hole height 13 ³/₄"

Inwall Frame - Size G:

Outside dimensions
 Frame width 14 ⁷/₈"
 Frame height 14 ⁷/₈"

Inwall Grill - Size Flat G:

Outside dimensions
 Grill width 12 ¹/₂"
 Grill height 12 ¹/₂"
 Grill depth 0"

New Construction Bracket - Size G

Metric Measurements:

Cabinet width 34.3 cm
 Cabinet height 34.3 cm
 Cabinet depth 15 cm
 Shipping weight 9.1 kg

Power Handling:

Maximum power 100 watts

Drivers:

1" Fabric dome tweeter
 6 ¹/₂" Proprietary designed
 woofer

Measurements:

Nominal impedance 4 ohms
 Minimum impedance 3.2 ohms
 Sensitivity 86 dB (2.83v, 1m)

2pi Frequency Response:

70 Hz – 20 kHz (+/-3dB)


Features:

Fully braced & sealed enclosure
 Designed to fit within a 2"x10"
 ceiling space

Flush front paintable
 Acoustimesh™ metal grill

Finishes:

Grill and frame available in
 various paint and custom
 matched finishes.



InCeiling Omni Round

Standard Measurements:

Cabinet diameter 7 ³/₄"
 Cabinet depth 9 ⁵/₁₆"
 Shipping weight 40 lbs. /box
 Shipping box holds 4 speakers

Inwall Cut Out Size:

Wall hole diameter 8"

Inwall Frame - Size H:

Outside dimensions
 Frame diameter 9"

Inwall Grill - Size H:

Outside dimensions
 Grill diameter 7"

New Construction Bracket - Size H

Metric Measurements:

Cabinet diameter 19.6 cm
 Cabinet depth 23.6 cm
 Shipping weight 18.2 kg /box

Power Handling:

Maximum power 75 watts

Drivers:

New ³/₄" fabric dome tweeter improves
 high frequency performance
 6 ¹/₂" Coated paper midrange

Measurements:

Nominal impedance 6 ohms
 Minimum impedance 4 ohms
 Sensitivity 87 dB (2.83v, 1m)

2pi Frequency Response:

85 Hz – 20 kHz (+/-3dB)
 -10 dB @ 47Hz

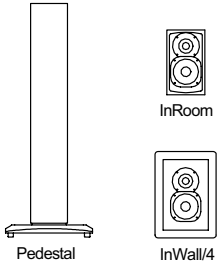
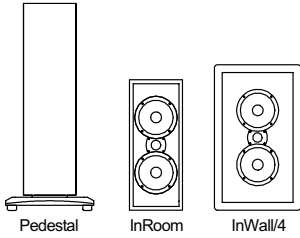
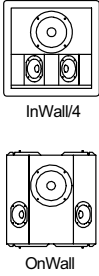
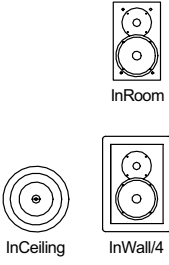
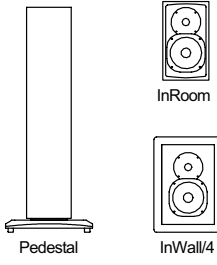
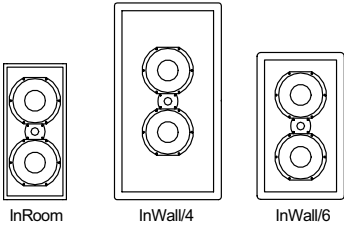
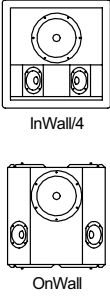
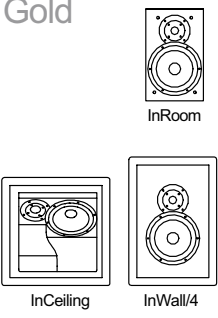
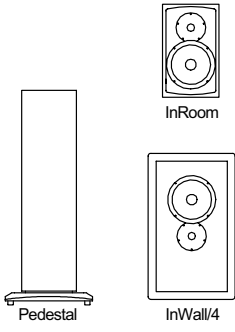
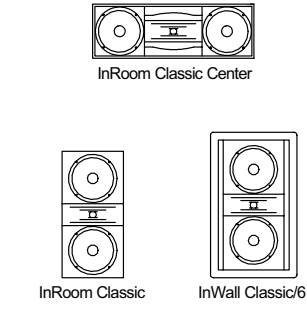
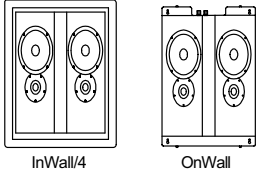
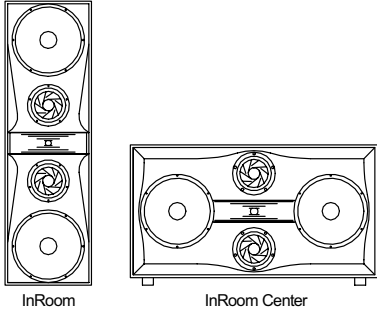
Features:

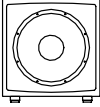
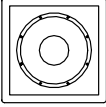
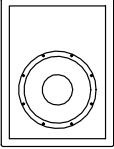
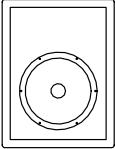

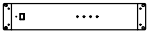
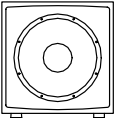
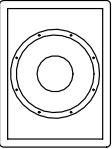


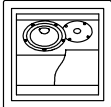


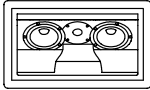

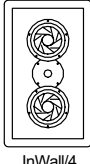

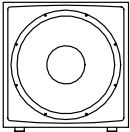

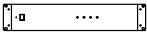

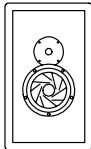

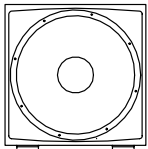

Sealed Enclosure
 Designed to fit within a
 2"x10" ceiling space

Designed to complement a
 standard round light fixture

Finishes:

Available in white

Omni	Satellite	LCR/Center	Surround
<p>Bronze</p>	 <p>Pedestal InRoom InWall/4</p>	 <p>Pedestal InRoom InWall/4</p>	 <p>InWall/4 OnWall</p>
<p>Silver</p>  <p>InRoom InCeiling InWall/4</p>	 <p>Pedestal InRoom InWall/4</p>	 <p>InRoom InWall/4 InWall/6</p>	 <p>InWall/4 OnWall</p>
<p>Gold</p>  <p>InRoom InCeiling InWall/4</p>	 <p>Pedestal InRoom InWall/4</p>	 <p>InRoom Classic Center InRoom Classic InWall Classic/6</p>	 <p>InWall/4 OnWall</p>
<p>Platinum</p>		 <p>InRoom InRoom Center</p>	

PowerSub	Amps	MiniMonitor	Monitor
 InRoom  InWall/10  InWall/6  InWall/4	 Box Amp  Rack Amp		
 InRoom  InWall/15	 Box Amp  Rack Amp	 InCeiling/6  InRoom  InWall/4	 InCeiling/6  InRoom  InWall/4  InWall/6
 InRoom	 Box Amp  Rack Amp	 InRoom  InWall/6	 InRoom
 InRoom	 Rack Amp		

Speaker Information

Triad InWall Backgrounder

All Triad InWall speakers are designed with a fully engineered, sealed, enclosure... definitely not your typical inwall speaker which consists of a driver mounted to a plate.

The following features are included with every InWall:

Full internal bracing
A fully engineered, sealed & braced loudspeaker designed to fit within the confines of a wall. Whether it's a true sub or satellite, it's manufactured with the same quality bracing, from premium quality MDF.

Benefits

Every speaker installed will sound acoustically consistent from job to job, no matter what wall, room or clients home they go into, for consistent performance you can count on.

InCabinet installations

Remember all InWalls can be ordered without the grill & frame assemblies for easy, clean installations in cabinets.

Retro brackets

Our slide out brackets allow you quick retro-fit-ability into existing 2"x4" & 2"x6" walls.

Triad inwall speakers use the full depth of the stud cavity, so you must avoid sharing a stud cavity with electrical wires or plumbing pipes of any kind.

Retro InWall Installations

All InWall speakers are equipped for "Retrofit" installations. This installation method is quite easy. Just follow the steps below:

Locate the area you wish to place the speaker. Make sure there are no objects hidden within the wall cavity (i.e.. pipes, wires, etc.) because you will be using the full wall cavity area for the speaker.

If it's clear, then take the speaker cabinet and place it on the wall (make sure it's level) and trace the outside of the cabinet with a pencil.

Using a drywall knife or saw cut out the drywall along the pencil line and remove the cut piece of drywall.

Next loosen the phillips screws on the (4) aluminum retro-brackets. Place the speaker into the wall cavity and slide the (4) retro-brackets out and retighten the (4) screws. These brackets should be behind the drywall.

Finally, attach the frame to the speaker cabinet with the (4) phillips head screws installed in the cabinet.

When it's finished, the drywall will be sandwiched between the retro-brackets and the frame.

Finally, the last item is to place the grill insert into the frame.

Start by snapping the lower grill edge (with clip) into the frame. Next, carefully place the sides of the grill insert into the frame followed by the upper grill clip until the insert is installed flush along the edge of the frame.

Important Tip

To install a 4" speaker in a 6" wall you must first attach the grill frame to the enclosure, to prevent the speaker from falling down behind the sheet-rock.

You can tighten the brackets through the access holes in the grill frame. You can slide them out with a screwdriver at an angle behind the grill.

Triad Finish Options for InRoom Product

Basic Finish:

Black Textured Enamel Paint
White Textured Enamel Paint*
Custom Textured Enamel Paint*
(*White & Custom optional at extra cost)

Standard Finish:

Natural White Oak-Rift
Natural Red Oak-Flat
Medium White Oak-Rift
Medium Red Oak-Flat
Natural Cherry
Douglas Fir
Birch
Maple
Walnut

Premium Finish:

Natural Rosewood
Zebra-wood
Mahogany
White-washed Oak
Black Oak
Teak
Ebony
Red Rosewood
Birds-eye Maple

Note 1:

Unless ordered unfinished, all veneer finishes are sealed with a clear semi-gloss water based enamel.

Other exotic veneers available upon request. Please inquire

Voltage Options

Triad subwoofer amplifiers are available in 117 volt and 230 volt versions. The US style 117 volt is standard and is fitted with a two conductor polarized plug. The 230 volt version is a no charge option and is fitted with a two pin Euro plug

Triad Speakers North America Warranty

Triad products are warranted to be free from defects in materials and workmanship for the period stated below when operated under normal use.

Amplifier: three (3) years
Loudspeaker: ten (10) years

This limited warranty period begins on the date of purchase.

This limited warranty is extended only to Triad products and is expressly in lieu of all other warranties expressed or implied.

Custom Paint & Stains

Custom paint is charged per color. Please call for pricing.

We custom match your color based upon the sample you provide.

For InRoom veneered speaker boxes, exotic & 2 part stains. Please call for price.

Please inquire if you have any questions.

Video Shielding

All Triad InRoom Satellites may be purchased with factory video shielding, which allows them to be placed closer to, but not necessarily directly on, a television set. Because of the large magnets used in Triad speakers, even with bucking magnets and metal cups, the residual leakage may be too great for some televisions if the speaker is placed immediately on or adjacent to the set.

All LCRs, Centers, THX certified subwoofers, and InRoom Monitors include video shielding.

Please Note:
Surrounds, InWall/4 products, Omni products and InWall Bronze/6 PowerSubs cannot be shielded.

All other products can be shielded. Please inquire for costs.